

# LiveCore™ Output Expander - Ref. LOE048

NEW

Expansion module gives 4 additional Program outputs and 1 Operator/Aux output for Ascender 48 - Ref. ASC4806



## OUTPUTS

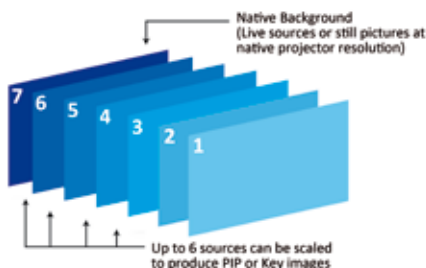


## FEATURES



### LiveCore™ Output Expander 48 at a glance

- ▶ 4 Program outputs
- ▶ 1 independent Operator/Aux output
- ▶ Full Preview of any sources of the linked chassis (Preview/Mosaic/ Monitoring)
- ▶ Customization of monitoring layouts/Aux output (up to 8 templates stored)
- ▶ 6 true-Seamless scaled layers + 1 native background per output
- ▶ Advanced Layer Management
- ▶ Rotation capability in output (90 degrees)
- ▶ Outstanding visual effects
- ▶ Ruggedized and heavy duty design
- ▶ Additive modularity



Up to 6 independent true-Seamless scaled layers are available per screen, offering the capability to control each layer individually in time and transition.

### To control the LOE048:

The LOE048 is controlled through the ASC4806 it is linked to:

- ▶ Web-Based Remote Control Software (Web RCS)
- ▶ VCR300: Vertige™
- ▶ SB-80: Shot Box
- ▶ Modules Crestron: 2 or 3-series\*
- ▶ AMX's Modules\*

### Key features

#### ▶ 4 outputs with 5 output plugs

- Universal analog (HD15 & DVI-A)
- DVI-I (DVI Dual Link available on outputs #1 and #3)
- 3G/HD/SD-SDI
- 3G-SDI Optical SFP module cage

#### ▶ Features & Effects

- Up to 6 true-Seamless scaled layers per screen
- Independent Native Background
- 50 frames + 50 Logos nonvolatile memory bank
- Frames and Logos: fully resizable
- True A/B mix
- Output capability up to 2560x1600 and 4K
- Customizable 5<sup>th</sup> output with 4-display options: Full Preview, Live Mosaic, Monitoring and Recording
- Display configurations: Mixer, Hybrid, Hard Edge & Soft Edge
- Additive modularity: Combine one ASC4806 with one LOE048 to share/add inputs & outputs up to 12x8+2
- Layer border: Edge/Smooth/Shadow/Smooth Edge (Edge: color/width/height)
- New toolbox for layers: Transitions, Effects, Speed, Timing, Faders, Strobe, Mirror,...
- Numerous effects: Cut, Dissolve, Slide, Wipe, Stretch, Circle, Depth, Flip, Flying Curve, Background Cut, Transparency, Luma/Chroma Key, DSK
- New Web-based Remote Control Software for multiple users: Web RCS
- Remote tools
- Remote Services

### Options

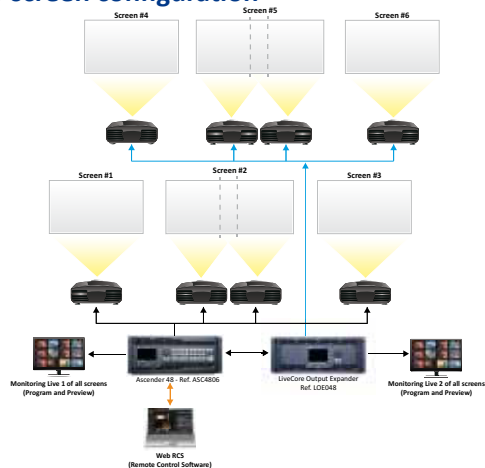
- ▶ OPT-SPS: Swappable Power Supply
- ▶ OPT Link: Replacement of LiveCore™ Link Cable (spare)
- ▶ OPT-KIT3xLINK: Set of 3 LiveCore™ Link Cables
- ▶ SPU001: Secure Power Unit

\*Available on [www.analogway.com](http://www.analogway.com)

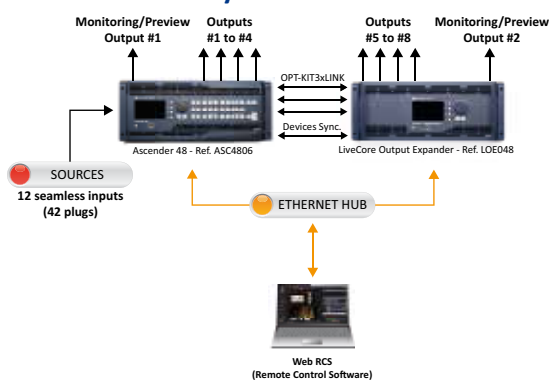


ANALOG WAY®  
Pioneer in Analog. Leader in Digital

## ► Multi-screen configuration



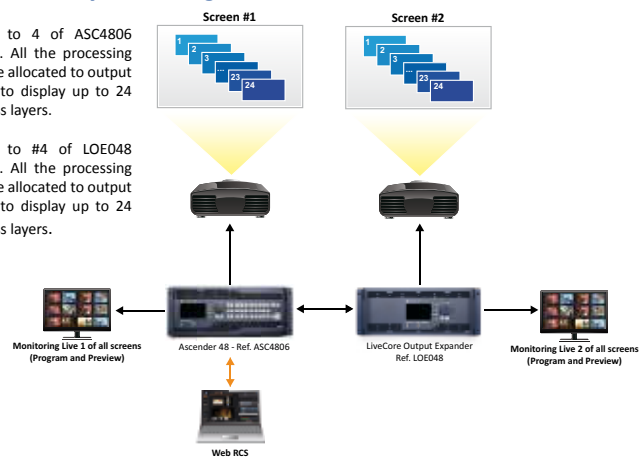
## ► Additive Modularity



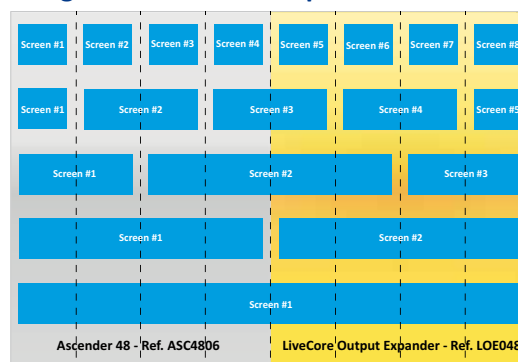
## ► Advanced Layer Management

Outputs #2 to 4 of ASC4806 are disabled. All the processing resources are allocated to output #1 in order to display up to 24 true seamless layers.

Outputs #2 to #4 of LOE048 are disabled. All the processing resources are allocated to output #1 in order to display up to 24 true seamless layers.



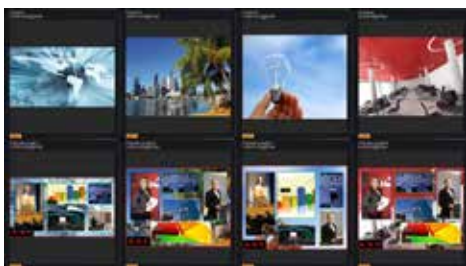
## ► Display configurations with 8 outputs



In addition to its four main outputs, **LiveCore™ Output Expander - Ref. LOE048** features an independent Dual-Link output for monitoring purposes. This output offers versatile and customizable display options, ensuring effective and flawless show control.

All images are live and can be labeled through the Web Remote Control Software. Additional information on each source is also available directly on the live video windows.

Full Preview



Live Mosaic



### Dimensions:

- D 21.41" x W 17.51" x H 6.97" ("Rack ears" not included)
- D 544 mm x W 444.8 mm x H 177 mm ("Rack ears" not included)

### Weight:

- 18.4 Kgs
- 40.56 lbs

### Power Supply:

100-240 VAC ; 4.8 A ; 50/60Hz ; 285 W

### Supplied with:

- 1 x Power supply cord
- 1 x OPT-KIT3xLINK
- 1 x 1,8m long RJ45 cable
- 1 x MCO 10 pin connector
- 1 x Rack mount kit (front ears and rear support)
- 1 x Quick Start Guide\*

### Warranty:

3 –year warranty on parts and labor back to factory.

Web RCS



- The Web RCS offers a user friendly graphic interface consisting of 3 independent sections: Setup, Edit and Live. A Preconfig. Mode indicates how to easily configure the device step by step.
- With dynamic snapshots of the connected sources available in the interface, the intuitive dashboard allows operators to fully prepare their shows and control them live during their events.
- An innovative sequences mode allows easy organization of presets through drag and drop operation.



\* All User Manuals and Quick Start Guides are also available on [www.analogway.com](http://www.analogway.com)



Specifications subject to change without prior notice

All technical specifications are available on our website

