



XLC127DVX
XLCi127DVX
3-Way, High-Output
Compact Line-Array
Element



Key Features:

- **Accurate Vertical Control & Coverage**
- **Compact, Lightweight**
- **Fast, Simple Integrated Rigging**
- **Tri-Amp or Optional Bi-Amp Operation**
- **True 3-Way Design**
- **LAPS Aiming Software**
- **120° Horizontal Full-Range Line-Array**
- **Quik-Rig™ or Fixed Installation Rigging**



General Description:

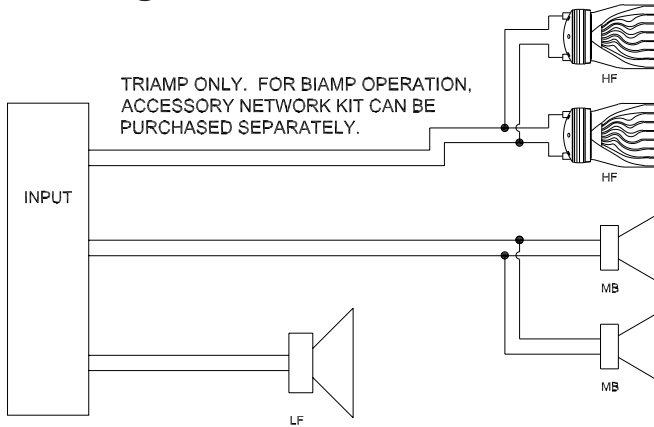
The XLC family is designed to provide the highest quality performance for a variety of applications. It is comprised of two full range systems; XLC127DVX (120° line-array element), XLC907DVX (90° line-array element), and two subwoofers; XLC118, XLC215. The XLC127DVX uses a DVX3121, two DVN2065 neodymium midrange transducers, and two ND6 high frequency transducers. The DVX3121 is a high performance low frequency transducer with forced air, directional voice coil cooling for high power and efficiency. The suspension and magnetic circuit were optimized for long, linear travel to provide low distortion and greater LF extension in a lightweight transducer. The DVN2065 transducer utilizes neodymium to provide very high output with lightweight and lower distortion. The 3-Way design is comprised of; a 12" vented LF, 2 x 6.5" MF transducers on a 120° horizontal waveguide, and 2 x 3" HF transducers combining through Hydras on a 120° x 7° waveguide. It can be used in tri-amp mode, or bi-amp 3-way using the optional sophisticated internal 24 dB/octave passive MF to HF network. The asymmetrical box design was optimized to produce a symmetrical polar pattern with a uniform power response. Designed for use in groups of four or more the XLC127DVX delivers predictability and control. Combined with an advanced integrated rigging system, one-man installations are a reality. XLC systems can also be ground stacked. Ideal for applications ranging from live reinforcement to performing arts venues to houses of worship, to sports facilities, XLC can deliver unprecedented performance, particularly in difficult acoustical environments. LAPS modeling software provides quick, accurate results for array configurations and rigging information.

Technical Specifications:

Freq. Response ¹ (-3 dB):	65 Hz-18 kHz
Freq. Range ¹ (-10 dB):	50 Hz-20 kHz
Max Calculated SPL ¹ :	144 dB Cont., 150 dB Pk
Horizontal Coverage:	120°
Vertical Coverage:	Array Dependant, Software Definable
Rigging (Both Types):	Fully Captive Aluminum, 1° increments, 16 elements with 8 to 1 Safety Factor
LF Power Handling:	500W Cont., 2000W Peak
MB Power Handling:	300W Cont., 1200W Peak
HF Power Handling:	150W Cont., 600W Peak
Sensitivity(LF/MB/HF) :	95/101/111 dB
LF to MB crossover Freq:	500 Hz
MB to HF crossover Freq:	1600 Hz (Passive or Active)
LF Passband:	1 x 12" DVX3121, 8 ohms
Recommended Amplifier:	EV P3000RL, CP3000/4000S, TG5/TG7
MB Passband:	2 x 6.5" DVN2065, 8 ohms
Recommended Amplifier:	EV P3000RL, CP3000/4000S, TG5/TG7
HF Passband:	2 x ND6-16, 8 ohms
Recommended Amplifier:	EV P3000RL, CP3000/4000S, TG5/TG7
Connectors:	2 x NL8
Enclosure Material:	13-ply birch plywood w/EVCoat™
Grille:	Zinc plated steel with powdercoat paint
Environmental Spec:	IEC 529 IP24, MIL 810
Quik-Rig™ Dim (HxWxD):	14.25" x 39" x 22.5" (362 x 990 x 572 mm)
Install Dim (HxWxD):	14.25" x 36.5" x 22.5" (362 x 927 x 572 mm)
Net Weight (Quik-Rig™):	110 lbs (49.9 kg)
(Install):	105 lbs (48.1 kg)
Shipping Weight	
(Quik-Rig™):	115 lbs (52.2 kg)
(Install):	110 lbs (49.9 kg)

¹ Full Space Measurement of 4 Elements.

Block Diagram:

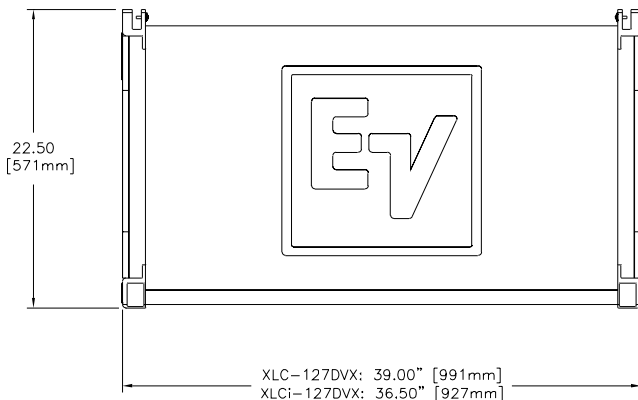


Connection Chart
(Pins 1 Pass Through)

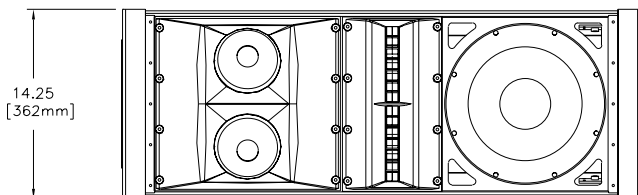
Triamp	
LF:	Pins 2
MB:	Pins 3
HF:	Pins 4

Dimension Drawings(inches/metric):

Note: Quik-Rig™ Loudspeaker shown. All dimensions for Install version equal to Quik-Rig™ version except where shown.

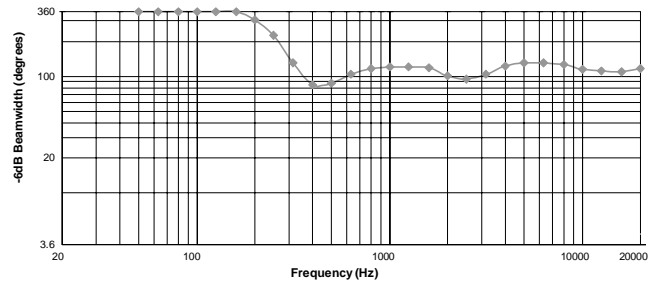


Top

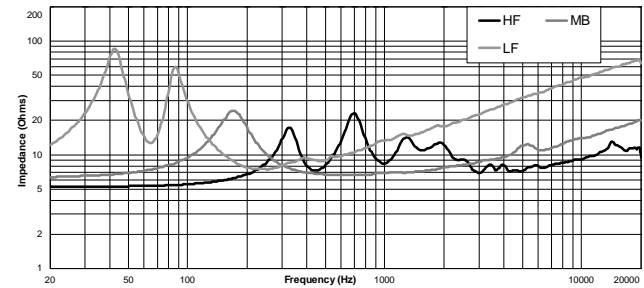


Front

Beamwidth:



Impedance:



Performance Match:

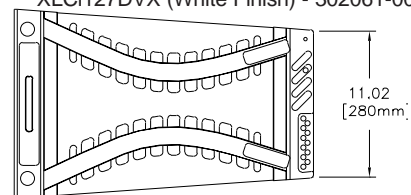
- XLC907DVX - 90° Full-Range Line Array Element
- XLC215 - Dual 15" Subwoofer Loudspeaker System
- XLC118 - Single 18" Subwoofer Loudspeaker System
- P3000 - Precision Series™ Power Amplifier
- CP3000S - Precision Series™ Power Amplifier
- CP4000S - Precision Series™ Power Amplifier
- P3000RL - Precision Series™ Remote Control Power Amplifier
- P1200RL - Precision Series™ Remote Control Power Amplifier
- TG5/TG7 - Tour Grade Power Amplifiers
- Dx38 - Digital Sound System Controller
- DN9848 - Digital Sound Controller
- XLC-127 Cover - Protective Cover for Transporting
- XCOV4 Cover - Protective Cover Fits 4 XLC127's for Transporting
- XFD-127 - Front Dolly for Rigging and Transporting
- XBD - 4-Tall Bottom Dolly for Rigging and Transporting
- XLC Series Quik-Rig™ Grid B1 - Grid for Hanging XLC Line-Arrays

Performance Match, Install Versions:

- XLCi215 - Dual 15" Subwoofer Install Loudspeaker System
- XLCi118 - Single 18" Subwoofer Install Loudspeaker System
- XLCi Series Fixed Installation Grid B2 - Grid for Hanging XLCi Line-Arrays
- XO-127DVX - Crossover Retrofit Kit for XLC/XLCi127DVX (Part Number KIT000003-000)

XLC127DVX Part Numbers:

- XLC127DVX (Black Finish) - 302060-001
- XLCi127DVX (Black Finish) - 302061-001
- XLCi127DVX (White Finish) - 302061-002



Side



12000 Portland Avenue South, Burnsville, MN 55337
Phone: 952/884-4051, Fax: 952/884-0043

www.electrovoice.com

© Telex Communications, Inc. 6/2007

Part Number LIT000017 Rev B

U.S.A. and Canada only. For customer orders, contact Customer Service at:

800/392-3497 Fax: 800/955-6831

Europe, Africa, and Middle East only. For customer orders, contact Customer Service at:

+ 49 9421-706 0 Fax: + 49 9421-706 265

Other International locations. For customer orders, contact Customer Service at:

+ 1 952 884-4051 Fax: + 1 952 736-4212

For warranty repair or service information, contact the Service Repair department at:

800/685-2606

For technical assistance, contact Technical Support at: **866/78AUDIO**

Specifications subject to change without notice.