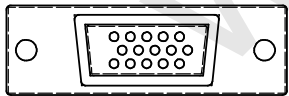


2-PHASE MOTOR PINOUT

- PIN 3 = +5Vdc
PIN13 = COMMON
PIN 8 = FAR LIMIT
PIN 12 = NEAR LIMIT
PIN 1 = MOTOR A+
PIN 7 = MOTOR A-
PIN 6 = MOTOR B+
PIN 11 = MOTOR B-



15 PIN HIGH DENSITY
D-SUB

USED ON:
MATERIAL:

FINISH:

CHAMFER ALL THREADS
30° TO ROOT DIAM.

UNLESS OTHERWISE
SPECIFIED
DIMENSIONS ARE IN INCHES
AND INCLUDE CHEMICALLY
APPLIED OR PLATED FINISHES

TOLERANCES:
DEC. .XXX ± .005
DEC. .XX ± .010
FRACT. ± 1/64
ANGLES ± 30°
CONCENTRICITY .003 TIR
BREAK ALL SHARP EDGES
.005 MIN. .010 MAX
MAX. SURF. ROUGHNESS 32

P/N SUFFIX DEFINITION
-1 CONVERSION COATING
-2 PAINTING
-3 MARKING
-R REWORK

SCALE: 1:1

DR.: R. PODLENA

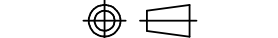
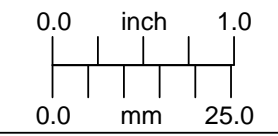
CH.: P. BONAFEDE

APP.:

DATE DR.: 11/19/2002

DO NOT SCALE DRAWING

THE CONTENTS OF THIS
DOCUMENT ARE PROPRIETARY
TO NAVITAR, ITS USE IS
AUTHORIZED ONLY FOR
RESPONDING TO REQUEST
FOR QUOTATION OR
PERFORMANCE OF WORK FOR
NAVITAR



OUTLINE



ROCHESTER, NEW YORK

MOTORIZED (SMALL STEP) 12X &
12mm 55 DUAL 2 POSITION



1-800-284-2288 sales@avsupply.com
www.avsupply.com