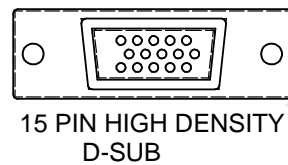


2-PHASE MOTOR PINOUT

- PIN 3 = +5Vdc
- PIN13 = COMMON
- PIN 8 = FAR LIMIT
- PIN 12 = NEAR LIMIT
- PIN 1 = MOTOR A+
- PIN 7 = MOTOR A-
- PIN 6 = MOTOR B+
- PIN 11 = MOTOR B-



OUTLINE

USED ON:

MATERIAL:

UNLESS OTHERWISE SPECIFIED
DIMENSIONS ARE IN INCHES AND
INCLUDE CHEMICALLY APPLIED
OR PLATED FINISHES

TOLERANCES AS FOLLOWS

DEC. .XXX ±.005
DEC. .XX ±.010
FRACT. ±1/64
ANGLES ±30'
CONCENTRICITY .003 TIR
BREAK ALL SHARP EDGES
.005 MIN. .010 MAX.
MAX. SURF. ROUGHNESS: 32

CHAMFER ALL THREADS 30°
TO ROOT DIAMETER

P/N SUFFIX DEFINITION

- 1 CONVERSION COATING
- 2 PAINTING
- 3 MARKING
- R REWORK

SCALE: 1:1

DR: R. PODLENA

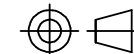
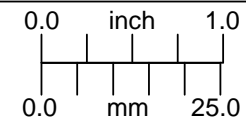
CH: P. BONAFEDE

APP:

DATE DR: 11/19/2002

DO NOT SCALE DRAWING

THE CONTENTS OF THIS
DOCUMENT ARE PROPRIETARY
TO NAVITAR, ITS USE IS
AUTHORIZED ONLY FOR
RESPONDING TO REQUEST FOR
QUOTATION OR PERFORMANCE
OF WORK FOR NAVITAR



MOTORIZED (SMALL STEP) 12X
ULTRAZOOM & 3mm FF w/COAX DUAL 2

PO:

SIZE

B



1-800-284-2288 sales@avsupply.com
www.avsupply.com

For design help, accessories or pricing, please contact:
sales@avsupply or call: 1-858-565-1101