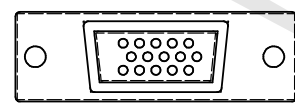


**2-PHASE MOTOR PINOUT**

- PIN 3 = +5Vdc
- PIN13 = COMMON
- PIN 8 = FAR LIMIT
- PIN 12 = NEAR LIMIT
- PIN 1 = MOTOR A+
- PIN 7 = MOTOR A-
- PIN 6 = MOTOR B+
- PIN 11 = MOTOR B-



15 PIN HIGH DENSITY MALE D-SUB

**USED ON:**

**MATERIAL:**

UNLESS OTHERWISE SPECIFIED DIMENSIONS ARE IN INCHES AND INCLUDE CHEMICALLY APPLIED OR PLATED FINISHES

TOLERANCES AS FOLLOWS  
 DEC. .XXX ±.005  
 DEC. .XX ±.010  
 FRACT. ±1/64  
 ANGLES ±30'  
 CONCENTRICITY .003 TIR  
 BREAK ALL SHARP EDGES .005 MIN. .010 MAX.  
 MAX. SURF. ROUGHNESS: 32

CHAMFER ALL THREADS 30° TO ROOT DIAMETER

**P/N SUFFIX DEFINITION**

- 1 CONVERSION COATING
- 2 PAINTING
- 3 MARKING
- R REWORK

SCALE: 1:1

DR: R. PODLENA

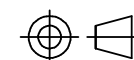
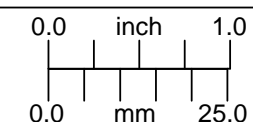
CH: P. BONAFEDE

APP:

DATE DR: 9/18/2003

DO NOT SCALE DRAWING

THE CONTENTS OF THIS DOCUMENT ARE PROPRIETARY TO NAVITAR, ITS USE IS AUTHORIZED ONLY FOR RESPONDING TO REQUEST FOR QUOTATION OR PERFORMANCE OF WORK FOR NAVITAR



**OUTLINE**



MOTORIZED (STEP) 12X ULTRA w/12mm

SIZE

**B**



1-800-284-2288 sales@avsupply.com www.avsupply.com

For design help, accessories or pricing, please contact: sales@avsupply or call: 1-858-565-1101