




Model NV-518AR

Dual Video/Audio Transceiver



Features:

- Dual Full-motion monochrome or color video and audio at distances up to:
 - 750ft (225m) when used with another NV-418A or NV-418AR
 - 3,000ft (1km) when used with an active receiver such as the NV-518A or NV-518AR
- No power required
- Built-in transient protection
- Exceptional interference rejection
- Supports “up-the-coax” type control signals on passive channel
- RJ45, BNC and 1/4” TRS
- Limited lifetime warranty

The NVT Model NV-518AR Dual Video/Audio Transceiver is a rack-mount device that contains one amplified receiver that allows transmission of real-time monochrome or color video and audio up to 3,000ft of Unshielded Twisted-Pair (UTP) telephone wire. An additional passive port is included allowing the support of bi-directional video, or as a second receive path up to 750ft (225m). Alternately, the ports may be combined to allow the NV-518AR to function as a repeater. Baseband (composite) signals of any type are supported.

Applications include Security/Surveillance, Video Distribution, Video Conferencing, or Distance Learning.

The unparalleled interference rejection and low emissions of the Model NV-518AR allow video signals to co-exist in the same wire bundle as telephone, datacom, or low-voltage power circuits. This allows the use of a shared or existing cable plant. “Up-the-coax” type signal may be sent over the same wire pair.

The NV-518AR card slides into the NV-RM15 chassis. For stand alone applications, use the NV-518AR.

Network Video Technologies
4005 Bohannon Drive • Menlo Park, CA 94025 • USA
(+1) 650.462.8100 • FAX (+1) 650.326.1940
nvt.com • www.nvt.com/email



Model NV-518AR

Dual Video/Audio Transceiver

Technical Specifications

VIDEO

Attenuation	
DC to 5 MHz	0.5 dB typ
Common-mode / Differential-mode rejection	
15 KHz to 5 MHz	60 dB typ
Impedance	
Coax, RCA jack	75 ohms
UTP, RJ45 jack	100 ohms

AUDIO

Attenuation	
20 Hz to 20 KHz	1.5 dB typ
Impedance	600 ohms
Signal: Line level	+4 dBm max

LED INDICATORS

Power LED	Amber
Active LED	Green
	When path "a" signal received

WIRE TYPE

Network Wiring	Four Unshielded Twisted Pairs
	24-16 AWG (0,5-1,31mm)
Category type	2 or better
Impedance	100 ± 20 ohms
DC loop resistance	52 ohms per 1,000ft (18 ohms per 100m)
Differential capacitance	19 pF/ft max (62 pF/m max)
Wire length	path "a" 3,000ft (1km) path "d" 750ft (225m)
	When connected to a passive transceiver

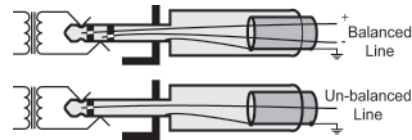
**Video signals traveling in opposite directions in the same wire bundle are limited to:

- 1,000ft (300m) over Category 2 or 3
- 2,000ft (600m) over category 5 or better wire

CONNECTOR INTERFACES

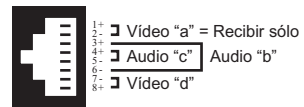
Video	Female BNC jacks
Audio	1/4in (6mm) phone jack

Tip= "+" Ring= "-" Sleeve= no connection
Use either wiring:



Twisted pair interface

RJ45 non-keyed jack wired for four twisted-pairs, as shown:



3ft (0,9) RJ45 patch cord included

POWER

No Power Required

ENVIRONMENTAL

Ambient temperature	-20 to +75 °C
Humidity (non-condensing)	0 to 95%
Transient Immunity	per ANSI / IEEE 587 C62.41

MECHANICAL

Dimensions, excluding connectors	5.75 x 3.60 x 1.15in (146 x 91,4 x 29,2mm)
Weight	
Transceiver alone	9oz (250g)
With transformer and patch cord	16oz (450g)
Material	Gray ABS
Mounting	Two 3M Dual Lock™ adhesive strips

Specifications subject to change without notice.