

Vi6332 / Vi6332J

32-Channel Automatic Video Compensation (AVC) UTP Receiver Hub

Features

- Employs Vigitron's Automatic Video Compensation (AVC) technology to provide adjustment-free excellent quality video
- Realtime video at distances up to 3,500 ft. (1,060 m) when used with any Vigitron passive transceivers, and 6,000 ft. (1,830 m) when used with the Vi6300VT active transmitter
- NTSC, PAL and SECAM video formats
- Unsurpassed 70 dB cross talk and noise immunity
- Compatible with qualified UTP Cameras
- Full ground loop immunity & built-in surge protection
- Includes 32 coax jumper cables
- Terminal blocks or RJ-45 connectors for UTP connection
- A Video Present LED indicator for each channel
- Limited lifetime warranty



Applications

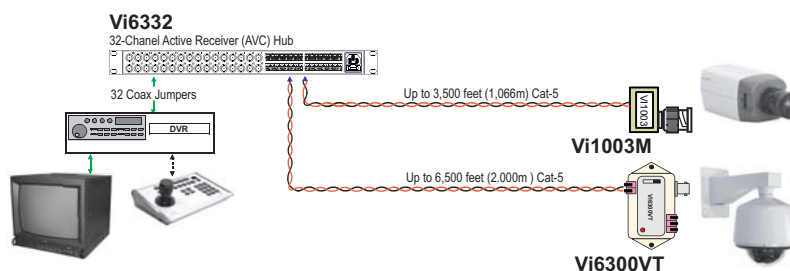
- Security and surveillance
- Structured cable environments
- Casinos, hospitals and airports
- Long distance alternative to fiber optic

The Vi6332 is an advanced 32 port active receiver hub that features Vigitron's new Automatic Video Compensation (AVC) technology. AVC incorporates a sophisticated microprocessor controlled analog circuit that continuously analyzes incoming video signal and compensates for cable attenuation independent of video signal content. It provides high resolution color or black and white video over unshielded twisted pair wires of Category 2-7, at distances up to 6,000 ft. (1,830 m) when used with the Vigitron Vi6300VT Active Transmitter. It can be used with any Vigitron Passive Transceiver for distances up to 3,500 ft. (1,060 m).

The Vi6332 is a compact 1U 19 in. rack mountable unit. Each channel has an LED to indicate video presence. This receiver Hub has built-in surge suppression to protect video equipment against damaging voltage spikes. Its integrated ground loop isolation prevents disturbing "hum-bars" common with long distance installations and its excellent crosstalk and noise immunity provides quality video up to the maximum distance. The Vi6332J provides RJ-45 ports for UTP connectivity to simplify VPD structured cabling system installations.

The Vi6332 innovative design offers exceptional quality video and system flexibility making it ideal for a wide variety of applications that require multiple video channels making it a cost effective alternative to expensive fiber optic solutions.

Application Diagram



The smart choice for quality video



www.vigitron.com

DSVi6332_0609

Technical Specification*

Electrical

Video Format	NTSC, PAL, SECAM
Frequency	20 Hz to 6 MHz
Adjustment	Automatically controlled by internal microprocessor
Coax	75 Ohm
Twisted Pair	100 Ohms +/- 20%, 24 AWG minimum, unshielded Category 2-7 up to 3,500 ft. (1,060 m) with Vigitron Passive Transceivers up to 6,000 ft. (1,830 m) with Vi6300VT Active Transmitter
CMRR	70 dB
Video Present	32 green LEDs, one per channel
Power	110 VAC / 250 mA, 240 VAC / 125 mA 30 Watts, 100 BTU / hour
Power Indicator	Red LEDs
Connectors	UTP Inputs: Detachable terminal blocks Vi6332J: RJ-45 connectors
Transient Immunity	Video outputs: A single BNC output for each input Power: IEC380 AC power inlet ANSI / IEEE 587 C62.41

Environmental

Humidity	0 to 95%, non-condensing
Temperature	Operating: -10°C to +50°C Storage: -30°C to +70°C

Mechanical

Dimensions	1.7x17.0x8.0 in., 4.3x43x20.3 cm (HxWxL)
Weight	3.5 lb, 1,600 g
Material	Aluminum sheet metal

Included Accessories

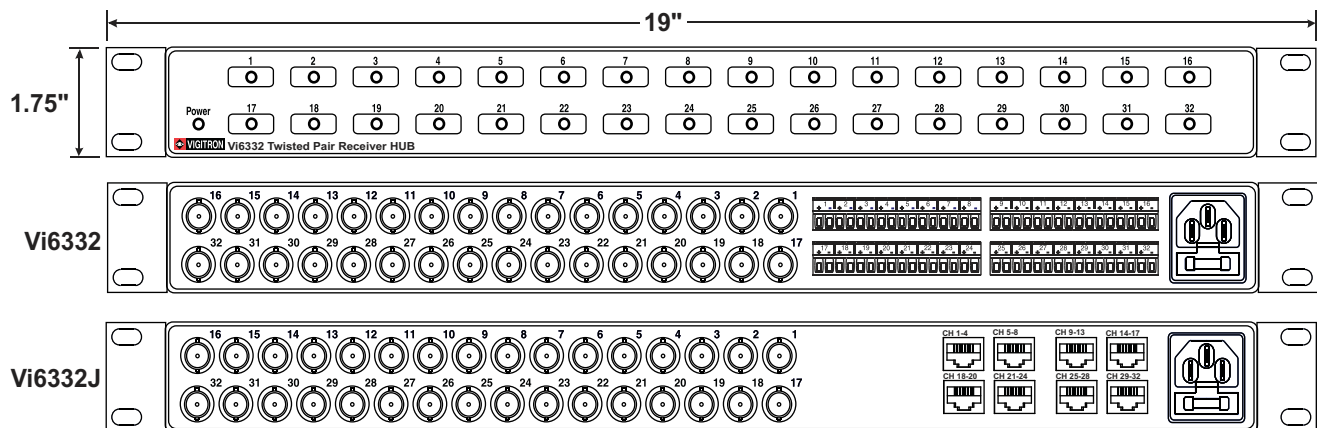
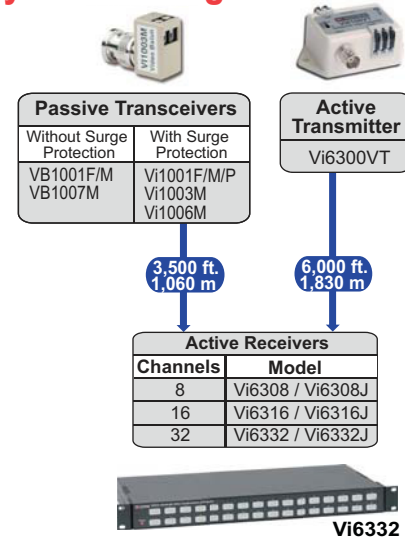
- Mounting brackets for front, rear or wall installations
- Rubber feet for desk applications
- 32 2-ft. (60 cm) coax jumper cables
- Moulded IEC 7-ft. (200 cm) power cord

*Specifications are subject to change without notice.

Ordering Information

PART No.	Description
Vi6308	8-Ch AVC Active Receiver Hub
Vi6316	16-Ch AVC Active Receiver Hub
Vi6332	32-Ch AVC Active Receiver Hub
Vi6308J	8-Ch AVC Active Receiver Hub w/RJ-45
Vi6316J	16-Ch AVC Active Receiver Hub w/RJ-45
Vi6332J	32-Ch AVC Active Receiver Hub w/RJ-45

System Configuration



Wire and Cable Recommendations

The Vigitron products are designed to be used with unshielded twisted pair (UTP) wiring. The UTP wire must be 24AWG - 12AWG or Category 2-7 cable. Multi pair cable with an overall shield is acceptable, however individually shielded pairs should be avoided. Multiple UTP video feeds can be operated in the same communication cable along with telephone, computer, control signals and low power voltages. While UTP video may be routed through punch-down block terminals, any resistive, capacitive or inductive devices (such as T-taps or MOV's) must not be used. Please contact Vigitron for more specific information regarding wire types and proper installation techniques.



TEL (+1) 858-484-5209 • FAX (+1) 858-484-1205

13906 Sparren Ave. San Diego, CA 92129, USA • info@vigitron.com • www.vigitron.com

© Copyright 2009 Vigitron, Inc.